

Model 5-CD



Corner Double

Unique corner design increases ware-washing production where space is limited

STANDARD FEATURES

- Top mount control cabinet
- Onboard chemical pumps
- Dual screens protect pump
- Delivers sparkling results



This Double Duty Model fits into the corner of your Dishwashing area and washes 74 Racks per hour.

American Dish Service

900 Blake Street | Edwardsville, Kansas, 66111
Phone: 913.422.3700 | Toll-Free: 800.922.2178 | Fax: 913.422.6630
orders@americandish.com | americandish.com

For detailed specifications, go to
www.americandish.com

Model 5-CD

Corner Double

Unique corner design increases ware-washing production where space is limited

- Processes 74 racks an hour – doubles production
- 20 ½" door clearance – cleans larger ware
- Stainless steel air gap – no leaking back flow preventers
- Quick release spray arms – eases cleaning
- Built-in scrap accumulator – protects drain lines
- 1 ½ HP wash pump – delivers sparkling results
- Right or left corner operation – gives you options
- Onboard chemical pumps – nothing to mount on wall
- Auto start with door safety switch – speeds operation
- De-lime switch – aids in cleaning machine
- Dual screens protect pump – keeps jets and pump clean
- Optional low chemical alarms – insures clean, sanitary ware



Model 5-CD Specifications

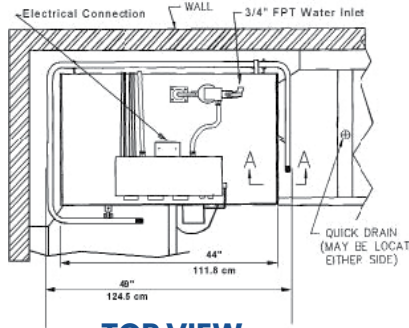
U.S. REGISTERED PATENTS

Rated Capacity (Racks per Hour)	74	56	46
Wash Time (Sec.)	50	60	75
Rinse Time (Sec.)	30	45	60
Dwell (Sec.)	15	15	15
Total Cycle Time (Sec.)	90	120	150
Wash Tank Capacity	3.2 Gal. (12.10 Liters)		
Water Temperature, Wash	120.0° F (49° C)		
Water Consumption per Cycle	3.2 Gal. (12.10 Liters)		

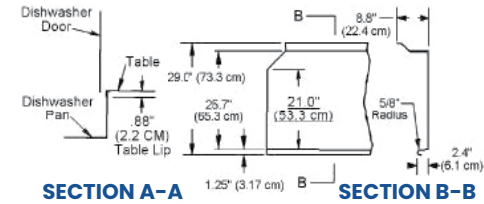
Wash Motor 1.5 HP
1.125 KW
Electrical Ratings 115 Volts
Single Phase
20 Amps

Connect to Supply Source using 10-12 AWG Copper wires using non-time delay fuse of 20 amp rating or 20 amp circuit breaker.

Rack Size (2)	19.75" x 19.75" (50.2 cm x 50.2 cm)
Door Clearance	20.5" x 21" (52.07 cm x 53 cm)
Water Inlet0.5" F.P.T.
Drain (Scrap Trap)	2.0" Pipe
Height (Doors Open)	79.875" (202.9 cm)
Height (Doors Closed)	71.25" (181 cm)
Width (Overall)	49" (124.5 cm)
Depth (Overall)	34" (86.4 cm)
Shipping Weight	410 Lbs. (186 kg)
Shipping Dimensions60" L x 36" W x 78" H (152.4 cm x 91.4 cm x 198.1 cm)



TOP VIEW



SECTION A-A

SECTION B-B

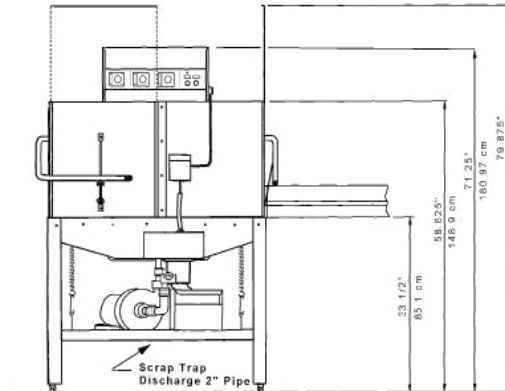
CAUTION:

TOP VIEW

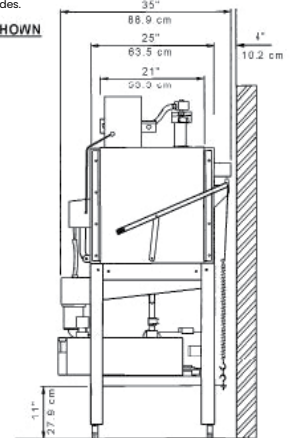
Electrical and Plumbing connections must be made by a qualified Service Person who will comply with all available federal, state, and local Health, Electrical, Plumbing, and Safety Codes.

Typical Table Details

NOTE: LEFT FRONT ENTRY SHOWN



FRONT VIEW



SIDE VIEW

Manufacturer reserves the right to modify these specifications in compliance with regulatory agencies and manufacturing expediency.

Effective 2/2023



Warning: Cancer and Reproductive Harm - www.P65Warnings.ca.gov



American Dish Service
Manufacturers of Ware Washing Equipment

an Ali Group Company



The Spirit of Excellence

American Dish Service

900 Blake Street | Edwardsville, Kansas, 66111
913.422.3700 | Toll-Free: 800.922.2178 | Fax: 913.422.6630
orders@americandish.com | americandish.com